




















Sr No	Area	Model	Product Details	Picture
1	ICU Bed	DX3002	ICU Bed with 0187 Polymer molded Headboard & Footboard,(FOUR SCREWS HANDLE) 2070mm L x 910mm W. Four section perforated top. Four separate screws for backrest, knee rest, trendelenburg / reverse trendelenburg and height adjustments. Removable head & foot bows, Four swivel castors 125mm dia TENTE (Germany)., two with brakes. Complete with corner buffers, S.S telescopes I V rod with K616 telescopes SS tube collapsible side rails Complete powder coated finish.	
2	HOSPITAL ROOM	MX5011	Fowler Bed Modular Head / Leg Board made of MS tubular frame & sheet, overall approx dimension 2090mmLX910mm W X 600mm, complete bed pre-treated & powder coated finish, provision for mosquito net poles, four IV location , Back & leg section are operated by crank, Modular Castors two with brakes two without brakes100mm with Safety Side railing with attachment (01 Pairs)	
3	HOSPITAL ROOM	MX5001	Simple Bed with conventional bow . made of MS tubular frame & sheet overall approx dimension 2090mmLX910mm W X 600mm, complete bed pre-treated & powder coated finish, provision for mosquito net poles, four IV location , with out wheel & side rails	
4	HOSPITAL ROOM	MX5002	MX5002 Back Adjustable bed with conventional bow overall approx dimension 2091mm (L)x911mm (W)x600mm (H) back section are operating by crank systems provision for mosquito net pole, complete bed pre-treated & powder coated finish .	
6	HOSPITAL ROOM	MX5003	Fowler Bed with conventional bow made of MS tubular frame & sheet, overall approx dimension 2090mmLX910mm W X 600mm, complete bed pre-treated & powder coated finish, provision for mosquito net poles, four IV location , Back & leg section are operated by crank,	
7	HOSPITAL ROOM		Optional Attachment for MX5001/5002/5003	
a		OR0010	D Type side railing (Pair)	
b		OR0011	125 mm modular castors	
c		OR0012	PU foam mattress with rexine cover	
d		OR0013	Modular Head /Foot board	

Sr No	Area	Model	Product Details	Picture
8	HOSPITAL ROOM	BA1001	BEDSIDE LOCKER Overall approx dimensions: 400mm square Height: 820mm. Locker made from machine pressed CRCA steel sheets enclosed on three sides, having one box and drawer one blank space between the drawer & box, fitted with brush finish SS top, mounted on four swivel twin wheel plastic molded castors, 50mm dia. complete powder coated finish.	
9	HOSPITAL ROOM	BA1000	BEDSIDE LOCKER Overall approx dimensions: 400mm square Height: 820mm. Machine pressed CRCA steel sheets locker box with door, brush finish SS top with rased edge on three sides, MS tubular legs with rubber studs complete powder coated finish.	
10	HOSPITAL ROOM	BA1003	ADJUSTABLE OVERBED TABLE (CRANK) : Approx dimensions: Top 810mm L x 352mm W. with Modular Top. MS tubular telescopic stem with geared handle for height adjustable from approx 760mm to 1050mm. MS rectangular tubular base frame mounted on four twin wheel plastic molded castors, 50mm dia, powder coated.	
11	HOSPITAL ROOM	BA1005	OVERBED TABLE :Overall approx dimension 1121mmLx450mmWx965mmH ms tubular frame works mounted on four swivel castors, 50mm dia prelamated top size 760mmLx450mmW powder coated frame.	
12	WARD	1064XK	EMERGENCY CRASH CART Stainless steel tubular frame, overall approx dimensions 940mmLx490mmW x 1535mm H. Color removable bins & two polystyrene lockable storage units with three drawers each, the top drawer's four swivel castors. 125mm dia, two with brakes. Complete with corner buffers, SS IV rod & SS shelves.	
13	WARD	K703-30	Waste Segregation Trolley with 30 ltrs of three Nos PVC Waste Bins in RED/BLUE/GREEN, Trolley is made from SS tubular Frame with Foot paddle operating system mounted on 125mm modular castors two with brakes two without brakes.	
14	WARD	K500	CYLINDER TROLLEY (PUSH TYPE) Suitable for 1320 ltrs. size Oxygen cylinder. MS tubular Frameworks fitted with two wheels, 100mm dia. Trolley with SS base. complete powder coated finish.	
15	WARD	BA1006	SS - SALINE STAND made of SS tubular mounted on five base fitted with swivel castors 50 mm dai. SS rod with double hooks height adjustable 1625mm to 2340mm Complete SS 304 grade	

Sr No	Area	Model	Product Details	Picture
16	STRETCHER	GS4016	Emergency & Recovery Trolley (Hydraulic) Approx Size: 210L x 65W cms, Adjustable Height approximately 65 to 95 cms. Frame work made of heavy duty, lightweight rust free, all CRC tubular frame, Swing away safety side railing, S.S. telescopic saline Rod, Storage tray and oxygen cylinder cage. Removable X-Ray translucent top with a tray for holding X-ray cassettes underneath the entire length of the stretcher. Adjustable Height, trendelenburg and reverse trendelenburg. To be fitted with 15cms ± 2.5 cms dia castor wheels-two with brakes rubber corner buffers on all sides. Trolley also provided with rubber foam mattress covered with rexine foam cloth. Complete powder coated finish.	
17	STRETCHER	1032DX	STRETCHER TROLLEY(PCF) Frame is made of M S tubular frame Overall approx dimension: 2030mmL x 560mm W x 820mm H. Removable stretcher top made of Aluminum Sheet. Four 150mm casters (Lockable *2 & Directional * 2) Joinable I.V. Pole*2 (Each side) complete powder coated finish.	
18	OPD	1030DX	Health Checkup Examination Couch overall size approx – 72”L X 20” W X 32” H upholstered top in two pieces. Headrest adjustable on gas spring upper section of box with three drawers. Lower section comprises of three cabinets with separate doors with sliding foot rest. pretreated & powder coated finish. With Mattress.	
19	OPD	1031JC	Examination Table, Tubular Steel Framework, P.U. Foam Cushion Top - Adjustable Backrest on Gas spring with three drawers Complete powder coated finish	
20	OPD	K609	Revolving Stool made of MS tubular tripod base powder coated finish with cushion revolving top height adjustable from approx 480mm to 680mm by accurately machined screw mechanism . legs fitted with rubber studs	
21	OPD	LC1001	Lobby Chair The ZERO range offers metal beam seating for waiting rooms designed in conformity with safety standards. The seats are fitted with armrests with PU Pad. Heavy duty powder coated finish	

Sr No	Area	Model	Product Details	Picture
22	WARD	W1001	Hamber Stand with PVC Jar of 120 ltrs capacity frame is made of MS tubular mounted on 125mm castors	
23	WARD	K601	ROUNDED HAMBER STAND overall size. 910mmH x 510mm dia. MS tubular powder coated framework fitted with three swivel castors, 100mm dia. Supplied with Canvas bag	
24	WARD	K502	BEDSIDE SCREEN THREE FOLD Overall size 1680mm H x 2450mm W MS tubular construction in three sections mounted on six swivel , twin castors , 50mm dia. Complete powder coated finish supplied with curtain & wire.	
25	OPD	OPD001	Patient Examination Couch for USG Approx dimension 78"x24" Height adjustable on Actuator with Hand remote set with PU Pad Top. Made from MS tubular frame powder coated finish.	
26	OPD	1035DX	Wheel Chair Foldable MS tubular frameworks, with seat with 16"/18" , weight capacity up to 120 kg, fixed armrest & foot rest. Two solid rear wheels 24" with brakes and self propelling MS hoops. Two 8" front Castors complete powder coated finish	
27	OPD	OPD003	Single Foot Steps MS tubular frame powder coated fitted with aluminum tread flats.	

Raw Material Details

CRCA sheet and tubular 1.6 mm 16 gauge use for Hospital Beds & Ward furniture
Powder coating process are use ASIAN PAINT pre treated through 7 tank process
Imported castors 125 mm modular use for Hospital Beds make (Tente /Setico Germany}
Stainless steel sheet are use 1.6mm (16 Gauge) 304 Grade for all SS Furniture
Stainless steel Tubular Frame are use 1 ½ x 1 ½" x1.6mm (16 Gauge) 304 Grade for all SS
Heavy duty Castors 150 mm from Kalpar Gujarat.
Fittings are also provided All SS 304 Grade in SS Furniture.
Modular Adjustable Shoe fitted on all SS Tubular frame for floor adjustment.